

Kenstan Drawer Style Locks (Kmart)

By Eugene Hansen copyright 2003

The Problem;

At our local Kmart's, the locks on the drawers for the cash boxes have been failing on a regular basis. These drawers need to be kept lock at all times because the clerks keep change and receipts during their shift. Most of the drawers are keyed alike to the store key (set up through Kenstan and Kmart) or set to the counter key (specific to departments). The latch of a new lock was being broken off within a week, of being replaced. As far as we have been able to ascertain, the latch is unable to retract as the drawer is shut. Due to the plug activator pin when the key is in the partially locked position at about 45 degrees and breaking the latch. The clerks leave their keys hanging from the lock and putting tension on plug sometimes holding at about the 45' mark.




Photo #01 Drawer locks new (A) Brass and old (B) Chrome) As seen here (color not withstanding) there is not much different in the 2 locks. However from the top view you can see a slot in the latch slide on the old style (B) also there is a pinhole on the face of the plug on the new style (A) and a small sliver of the cutout on the latch. The older style (B) has a straight ramp on the latch and the newer style (A) has a curved ramp. When turned over you can tell there are more differences mostly in the latch design and construction.



Photo #02 lock backside

The old style lock has an "L" shaped slot in the latch, that if, the key is not retracted in the locked position before the drawer is slammed shut, the key can align the pin in the back of the cylinder on the corner of the "L". And that will keep the latch from recessing into the lock.




Photo # 03 Differences of latch. Note the L corner compared to the curved cutout tab where the key binds the lock not allowing the lock to retract. The new style latch has a cut out in the area of movement for activating pin on the end of the cylinder.

(plugs will not interchange new to old) and springs for replacing crushed ones. I am not saying the locks are bad, just used in the wrong way by the employees (the lock is not theirs, its Kmart's.) so you have the normal problem of people taking care of other peoples property. Kenstan makes a variety of other locks and with proper Identification will send you a catalog.

Address:

Kenstan Lock

101 Commercial Street

Plainview, NY 11803

Phone 1-516-576-9090

Fax 1-516-576-0100

www.kenstan.com

Email kenstan@kenstan.com




Photo #04 Latches from the side. The New style lock is easily identified by the curve on the latch face, where as the old style is flat. In order to receive locks from Kenstan you will need the Kmart store number and authorization to order the locks (Purchase order) on Kmart Letterhead, as Kenstan sells to the end user.

Bypass methods;

Please make note the latch is a spring bolt and can be bypassed with a thin shim (butter knife) between the drawer and cabinet by the same method as some use to bypass the passage function on a doorknob (slipping the lock).

Picking;

Locks turn to the left (counterclockwise), 5 wafer tumblers in drawer configuration biting down. As wear in the wards occurs the clerks try to jiggle pick the plugs eventually the plug totally gives out and no key is needed (before the management calls a locksmith)

Repairs:

Rekey the locks that are not too badly worn or Replace the locks, keep the plug for repining